



## Long Tone 1


1a - Two Mallet Pattern: Rolls 





1b - Two Mallet Pattern: Rolls 



1c - Four Mallet Pattern: Single Independent Strokes 



1d - Four Mallet Pattern: Single Independent Strokes 



# One Octave Scales & Arpeggios

## In All Twelve Major Key Signatures

Use the same sticking and rolls on all scales.

B $\flat$

F

C

G

D

A

E

B

F $\sharp$



*Chromatic Exercises*



*Bb Chromatic Scale*



*F Chromatic Scale*



Long Tones

Long Tone 1A

Pattern 1: Stick Control

1 R L R R L R L L L 2 R L R R L R L L L 3 R L L R L R R L 4 R L L R L R R L  
 5 R R L R L L R L L 6 R R L R L L R L L 7 R L R L L R L R 8 R L R L L R L R  
 9 R R R L R R R L 10 R R R L R R R L 11 L L L R L L L R 12 L L L R L L L R  
 13 R R R R L L L L 14 R R L L R

Pattern 2: Stick Control (advanced)

1 R L R R L R L L L R L R R L R L L L 2 R L R R L R L L R L R L L  
 3 R L L R L R R L R L L R L R R L 4 R L L R L R R L R L R L  
 5 R R L R L L R L R R L R L L R L 6 R R L R L L R L R L R L  
 7 R L R L L R L R R L R L L R L R 8 R L R L L R L R R L R L  
 9 R R R L R R R L R R R L R R R L 10 R R R L R R R L R L R L  
 11 L L L R L L L R L L L R L L L R 12 L L L R L L L R L L R L  
 13 R R R R L L L L R R R R L L L L 14 R R L L R R L L R



# Long Tones

## Long Tone 1C

### Pattern 1: Stick Control

1 R L R L R L R L R R L L R R L L R R L L R

3 L R L R L R L R L L R R L L R R L L R R L

5 R L R L R R L L R R L L R L R L R R L L R R L L R

7 L R L R L L R R L L R R L R L L R R L L R R L

9 R L R R L L R L R R L L R R L L R R L L R

10 R R L L R R L L R

### Pattern 2: Stick Control (advanced)

1 R R R L R R R L R R R L R R R L R R R L R L L L R L L L L R L L L L R

3 L L L R L L L R L L L R L L L R L R R R L R R R L R R R L

5 R R R L R L R R R L R L R R R L R R R L R R R L R L R L R

7 L L L R L R L L L R L R L L L R L L L R L L L R L R L L L R L R L

9 R R R L R L R R L L L R L R L L L R R R R L L L R R R

10 R R R L L L R R R



DRUMS

# UNIT 1

Practice Rhythms

1. 2. 3. 4.

Scale Rhythms

3/4

# UNIT 2

Practice Rhythms

1. 2. 3. 4.

Scale Rhythms

4/4



# UNIT 3

**Practice Rhythms**

1. 2. 3. 4.

Detailed description: A single musical staff in 4/4 time. It contains four numbered rhythmic patterns. Pattern 1: quarter rest, quarter note, quarter rest, quarter note. Pattern 2: quarter note, quarter note, quarter note, quarter note. Pattern 3: quarter note, quarter note, quarter note, quarter note. Pattern 4: quarter note, quarter note, quarter note, quarter note.

## Scale Rhythms

Detailed description: Four musical staves in 4/4 time, each showing a different rhythmic pattern for a scale. Staff 1: quarter note, quarter note, quarter note, quarter note. Staff 2: quarter note, quarter note, quarter note, quarter note. Staff 3: quarter note, quarter note, quarter note, quarter note. Staff 4: quarter note, quarter note, quarter note, quarter note.

# UNIT 4

**Practice Rhythms**

1. 2. 3. 4.

Detailed description: A single musical staff in 3/4 time. It contains four numbered rhythmic patterns. Pattern 1: quarter note, quarter note, quarter note. Pattern 2: quarter note, quarter note, quarter note. Pattern 3: quarter note, quarter note, quarter note. Pattern 4: quarter note, quarter note, quarter note.

## Scale Rhythms

Detailed description: Four musical staves in 3/4 time, each showing a different rhythmic pattern for a scale. Staff 1: quarter note, quarter note, quarter note. Staff 2: quarter note, quarter note, quarter note. Staff 3: quarter note, quarter note, quarter note. Staff 4: quarter note, quarter note, quarter note.

# UNIT 5

Practice Rhythms

1. 2. 3. 4.

## Scale Rhythms

Four musical staves showing scale rhythms in 4/4 time. The first staff starts with a treble clef and a 4/4 time signature. The subsequent staves use a C-clef (alto clef). The patterns include quarter notes, eighth notes, and rests.

# UNIT 6

Practice Rhythms

1. 2. 3. 4.

## Scale Rhythms

Four musical staves showing scale rhythms in 9/4 time. The first staff starts with a treble clef and a 9/4 time signature. The subsequent staves use a C-clef (alto clef). The patterns include quarter notes, eighth notes, and rests.

# UNIT 7

Practice Rhythms

1. 2. 3. 4.

## Scale Rhythms

Scale Rhythms

# UNIT 8

Practice Rhythms

1. 2. 3. 4.

## Scale Rhythms

Scale Rhythms

Perc

# UNIT 9

**Practice Rhythms**

1. 2. 3. 4.

## Scale Rhythms

Scale Rhythms

# UNIT 10

**Practice Rhythms**

1. 2. 3. 4.

## Scale Rhythms

Scale Rhythms

# UNIT 11

Practice Rhythms

1. 2. 3. 4.

## Scale Rhythms

Scale Rhythms

# UNIT 12

Practice Rhythms

1. 2. 3. 4.

## Scale Rhythms

Scale Rhythms

# UNIT 13

**Practice Rhythms**



1. 2. 3. 4.

Four rhythmic patterns on a single staff in 3/4 time. Pattern 1: quarter note, eighth note, eighth note, eighth note, eighth note, eighth note, eighth note, eighth note. Pattern 2: quarter note, eighth note, eighth note, eighth note, eighth note, eighth note, eighth note, eighth note. Pattern 3: quarter note, quarter note, quarter note, quarter note, quarter note, quarter note, quarter note, quarter note. Pattern 4: quarter note, quarter note, quarter note, quarter note, quarter note, quarter note, quarter note, quarter note.

## Scale Rhythms



Four staves of rhythmic exercises in 3/4 time. Each staff contains a sequence of rhythmic patterns for scale runs, including quarter notes, eighth notes, and rests.

# UNIT 14

**Practice Rhythms**



1. 2. 3. 4.

Four rhythmic patterns on a single staff in 4/4 time. Pattern 1: quarter note, quarter note, quarter note, quarter note, quarter note, quarter note, quarter note, quarter note. Pattern 2: quarter note, quarter note, quarter note, quarter note, quarter note, quarter note, quarter note, quarter note. Pattern 3: quarter note, quarter note, quarter note, quarter note, quarter note, quarter note, quarter note, quarter note. Pattern 4: quarter note, quarter note, quarter note, quarter note, quarter note, quarter note, quarter note, quarter note.

## Scale Rhythms



Four staves of rhythmic exercises in 4/4 time. Each staff contains a sequence of rhythmic patterns for scale runs, including quarter notes, eighth notes, and rests.

# UNIT 15

**Practice Rhythms**

1. 2. 3. 4.

## Scale Rhythms

Scale Rhythms

# UNIT 16

**Practice Rhythms**

1. 2. 3. 4.

## Scale Rhythms

Scale Rhythms

# UNIT 17

**Practice Rhythms**



1. 2. 3. 4.

Four rhythmic patterns on a single staff in 2/4 time. Pattern 1: quarter, eighth, eighth, quarter, quarter, quarter. Pattern 2: quarter, quarter, quarter, quarter, quarter, quarter. Pattern 3: quarter, quarter, quarter, quarter, quarter, quarter. Pattern 4: quarter, quarter, quarter, quarter, quarter, quarter.


**Scale Rhythms**



Four staves of rhythmic exercises in 2/4 time. Each staff contains a sequence of rhythmic patterns, including eighth and quarter notes, and rests, designed to practice scale runs.

# UNIT 18

**Practice Rhythms**



1. 2. 3. 4.

Four rhythmic patterns on a single staff in 2/4 time. Pattern 1: quarter, quarter, quarter, quarter, quarter, quarter. Pattern 2: quarter, quarter, quarter, quarter, quarter, quarter. Pattern 3: quarter, quarter, quarter, quarter, quarter, quarter. Pattern 4: quarter, quarter, quarter, quarter, quarter, quarter.

**Scale Rhythms**



Four staves of rhythmic exercises in 2/4 time. Each staff contains a sequence of rhythmic patterns, including eighth and quarter notes, and rests, designed to practice scale runs.





# UNIT 21

Practice Rhythms

1. 2. 3. 4.

## Scale Rhythms

Scale Rhythms

# UNIT 22

Practice Rhythms

1. 2. 3. 4.

## Scale Rhythms

Scale Rhythms

# UNIT 23

**Practice Rhythms**  $\frac{9}{4}$

1. 2. 3. 4.

## Scale Rhythms

$\frac{9}{4}$

1. 2. 3. 4.

# UNIT 24

**Practice Rhythms**  $\frac{6}{8}$

1. 2. 3. 4.

## Scale Rhythms

$\frac{6}{8}$

1. 2. 3. 4.

# UNIT 25

**Practice Rhythms**



Four rhythmic exercises labeled 1, 2, 3, and 4, each on a single staff in common time (C). Exercise 1 consists of a sequence of eighth notes. Exercise 2 consists of a sequence of quarter notes. Exercise 3 consists of a sequence of eighth notes. Exercise 4 consists of a sequence of quarter notes.

## Scale Rhythms



Five staves of rhythmic exercises for Unit 25, each in common time (C). The exercises feature various rhythmic patterns including eighth and quarter notes, often with beams connecting them, and some with rests.

# UNIT 26

**Practice Rhythms**



Four rhythmic exercises labeled 1, 2, 3, and 4, each on a single staff in 6/8 time. Exercise 1 consists of a sequence of quarter notes. Exercise 2 consists of a sequence of eighth notes. Exercise 3 consists of a sequence of eighth notes. Exercise 4 consists of a sequence of quarter notes.

## Scale Rhythms



Four staves of rhythmic exercises for Unit 26, each in 6/8 time. The exercises feature various rhythmic patterns including quarter and eighth notes, often with beams connecting them, and some with rests.

# UNIT 27

**Practice Rhythms**

1. 2. 3. 4.

## Scale Rhythms

Scale Rhythms

# UNIT 28

**Practice Rhythms**

1. 2. 3. 4.

## Scale Rhythms

Scale Rhythms

# UNIT 29

**Practice Rhythms**

1. 2. 3. 4.

## Scale Rhythms

# UNIT 30

**Practice Rhythms**

1. 2. 3. 4.

## Scale Rhythms

# UNIT 31

Practice Rhythms

1. 2. 3. 4.

## Scale Rhythms

Scale Rhythms

# UNIT 32

Practice Rhythms

1. 2. 3. 4.

## Scale Rhythms

Scale Rhythms





# UNIT 35

$\text{♩} = 92$

Practice Rhythms

Four rhythmic patterns labeled 1, 2, 3, and 4, written on a single staff in 2/4 time. Pattern 1: quarter, eighth, eighth, quarter, quarter, quarter. Pattern 2: quarter, quarter, quarter, quarter, quarter, quarter. Pattern 3: quarter, quarter, quarter, quarter, quarter, quarter. Pattern 4: quarter, quarter, quarter, quarter, quarter, quarter.

Scale Rhythms

Four staves of rhythmic patterns in 2/4 time, each starting with a treble clef. The patterns consist of various rhythmic combinations of eighth and quarter notes, including ascending and descending scales.

# UNIT 36

$\text{♩} = 72$

Practice Rhythms

Four rhythmic patterns labeled 1, 2, 3, and 4, written on a single staff in common time. Pattern 1: quarter, quarter, quarter, quarter, quarter, quarter. Pattern 2: quarter, quarter, quarter, quarter, quarter, quarter. Pattern 3: quarter, quarter, quarter, quarter, quarter, quarter. Pattern 4: quarter, quarter, quarter, quarter, quarter, quarter.

Scale Rhythms

Four staves of rhythmic patterns in common time, each starting with a treble clef. The patterns consist of various rhythmic combinations of eighth and quarter notes, including ascending and descending scales.